



8-Port 10/100Mbps PoE Switch with 2 1000M Uplink and 1 SFP



SP5200-8PFE2GE1GF


| | | |
|-----------------------------------|-------------------------|-----------------------------|
| 802.3at PoE+ 802.3af | PoE WatchDog | UTP Extend -250m- |
|-----------------------------------|-------------------------|-----------------------------|

Key Features:

- Ports:** Provide 8*10/100Mbps PoE ports and 2 *1000Mbps Uplink and 1*1000Mbps SFP port
- PoE Standard:** IEEE802.3af/at Power over Ethernet (PoE) Compliant
- Total Power:** Total power budget of 100W and 30W for all single PoE ports
- Self-adaption:** RJ45 port supports 10/100Mbps Auto MDI/MDIX
- Extend Mode:** Extend PoE up to 250m on one single cable
- Wide Application:** Designed for Wifi AP and IP Security camera.VoIP etc
- Surge protection:** Protect the device from lightning surges and others electrical hazards
- Considerate Design:** Exquisite compact size with fanless design
- Easy to use:** Plug and play, No configuration required

Versatile PoE Port

Featuring 8* 10/100Mbps PoE ports which support IEEE802.3af/at standard and 2 * 1000Mbps and 1*1000Mbps SFP port Uplink. the Benchu Group PoE switch provides Maximun power budget of 100W and 30W for single PoE ports sepectively ,allowing users to have several different Networking products configured



Flexible Extend Mode

With the extend mode, the PoE Switch Series is able to offer more flexible choices for long range transmission, extending the distance up to 250m, which is greatly helpful to bring better user experience.

Surge Protection Design

Reaching 6KV surge protection, the PoE ports owns the capacity to keep the PoE Switch from lightning strikes and other electrical surges, offering reliable performance even in some harsh environments.



Gigabit SFP Uplink Port

With SFP module slot available, the SFP uplink port is ideal for connecting the switch to the network's backbone, providing more than enough bandwidth and stability for ultra high speed data transferring, Beside the SFP can transmitte the date with Max 100Km distance with more economic solution

SP5200-8PFE2GE1GF

8-Port PoE Switch with 2 Gigabit Uplink and 1 SFP

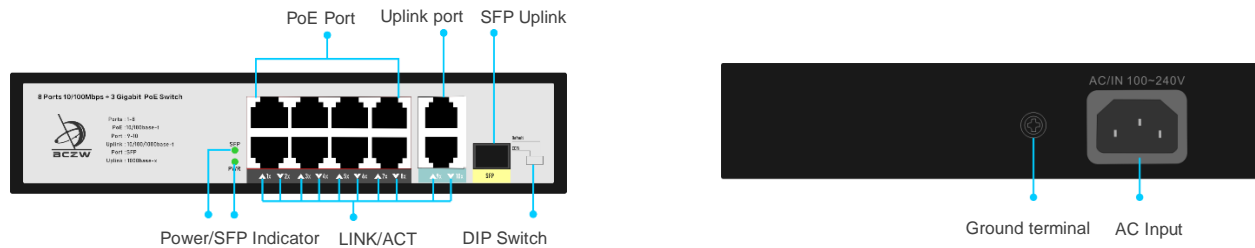
Technical Datasheet

| | | |
|---|---|----------|
| Model | SP5200-8PFE2GE1GF | |
| Hardware Specifications | | |
| Connector | 8 10/100BASE-T RJ45 auto MDI/MDIX ports | |
| | 2 10/100/1000BASE-T RJ45 auto MDI/MDIX ports | |
| | 1 1000 Base-X SFP Slots | |
| PoE Port | 8 10/100Mbps POE PSE port | |
| SFP | Single fiber/Dual fiber supported. Distance vary the module | |
| Thermal Fan | Fanless Design | |
| LED indicators | Power Indicator: PWR(green). | |
| | Network Indicator: Link(yellow) | |
| | PoE Working Indicator: PoE(green) | |
| Switch Architecture | Store and Forward | |
| Transmission model | IEEE802.3X full-duplex and Backpressure half-duplex | |
| Switch Performance | Backplane bandwidth | 7.6Gbps |
| | Packet forwarding rate | 5.65Mpps |
| | MAC address | 4k |
| Power requirement | AC100-240V 50/60Hz | |
| ESD Protection | 6KV ESD | |
| Dimension(WxDxH) | 202mm x 104mm x 44.5mm(7.95in x 4.09in x 1.75in) | |
| Weight | 0.86Kg | |
| Power over Ethernet (PoE) Specifications | | |
| Network standard | IEEE802.3i 10 BASE-T | |
| | IEEE802.3u 100 BASE-TX | |
| | IEEE 802.3ab Gigabit 1000BASE-T | |
| | IEEE802.3x Flow Control | |
| | IEEE802.3az EEE | |
| PoE Standard | IEEE 802.3af Power over Ethernet/PSE | |
| | IEEE 802.3at Power over Ethernet Plus/PSE | |
| PoE Supply Type | 1/2(+), 3/6(-) End-span | |
| PoE Power Output | Per Port 52V DC, 300mA. max. 15.4 watts (IEEE 802.3af) | |
| | Per Port 52V DC, 600mA. max. 30 watts (IEEE 802.3at) | |
| PoE Power budget | 120W | |
| Environment | | |
| Safety | FCC Part15 Class A,CE,RoHs | |
| Environment specification | Operating temperature: -20°C~55°C, operating humidity: 5%~95% | |
| | Storage temperature: -20°C~75°C, storage humidity: 5%~95% | |

SP5200-8PFE2GE1GF

8-Port PoE Switch with 2 Gigabit Uplink and 1 SFP

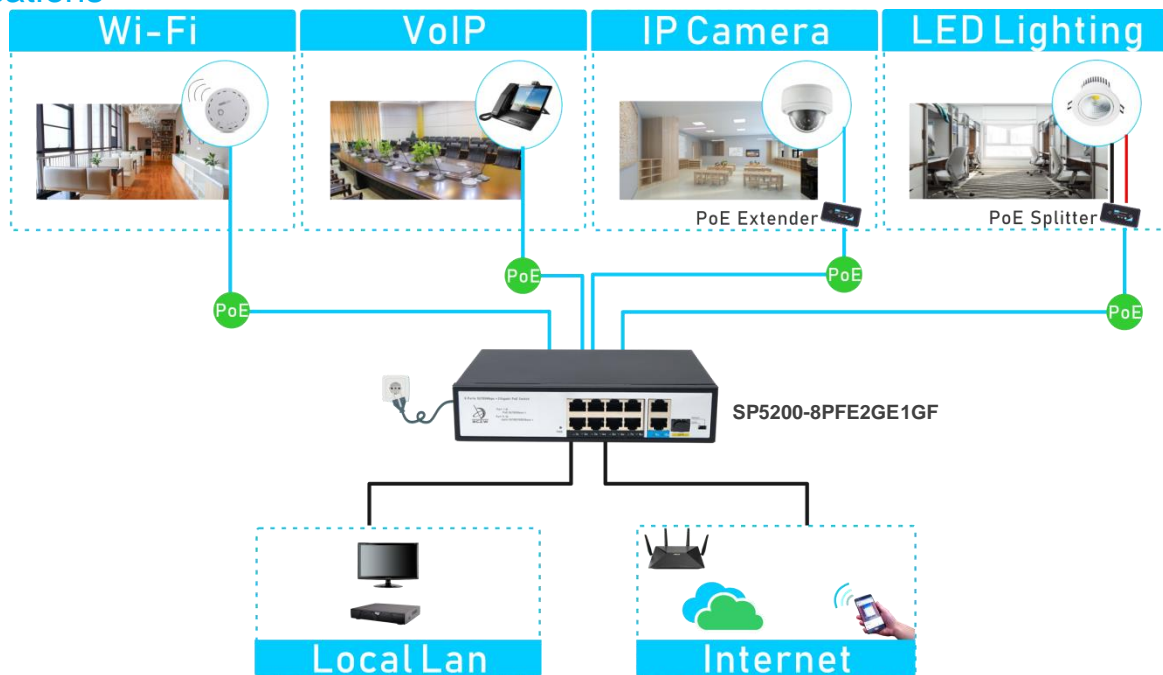
Interfaces



Structure Diagrams



Applications



Ordering Information

| | |
|-------------------|--|
| SP5200-8PFE2GE1GF | 8 Ports 10/100Mbps PoE switch with 2 Gigabit Uplink and 1 SFP, 6KV surge protection, IEEE 802.3af/at |
|-------------------|--|