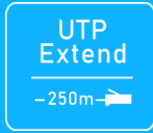




# 8-Port 10/100/1000Mbps PoE Switch with 2 1000M RJ45 and 1 Gigabit SFP Uplink



SP5200-8PGE2GE1GF



## Key Features:

**Ports:** Provide 8\*10/100/1000Mbps PoE ports and 2 \*1000Mbps RJ45 and 1 Gigabit SFP Uplink

**PoE Standard:** IEEE802.3af/at Power over Ethernet (PoE) Compliant

**Total Power:** Total power budget of 100W and 30W for all single PoE ports

**Self-adaption:** RJ45 port supports 10/100/1000Mbps Auto MDI/MDIX

**Extend Mode:** Extend PoE up to 250m on one single cable

**Wide Application:** Designed for Wifi AP and IP Security camera.VoIP etc

**Surge protection:** Protect the device from lightning surges and others electrical hazards

**Considerate Design:** Exquisite compact size with fanless design

**Easy to use:** Plug and play, No configuration required

## Versatile PoE Port

Featuring 8\* 10/100/1000Mbps PoE ports which support IEEE802.3af/at standard and 2 \* 1000Mbps RJ45 and 1Gigabit SFP Uplink ports. the Benchu Group PoE switch provides Maximun power budget of 120W and 30W for single PoE ports sepectively,allowing users to have several different Networking products configured



## Flexible Extend Mode

With the extend mode, the PoE Switch Series is able to offer more flexible choices for long range transmission, extending the distance up to 250m, which is greatly helpful to bring better user experience.

## Surge Protection Design

Reaching 6KV surge protection, the PoE ports owns the capacity to keep the PoE Switch from lightning strikes and other electrical surges, offering more reliable performance even in some harsh environments.



# SP5200-8PGE2GE1GF

8-Port 10/100/1000M PoE Switch with 2 1000M RJ45 and 1 Gigabit SFP Uplink

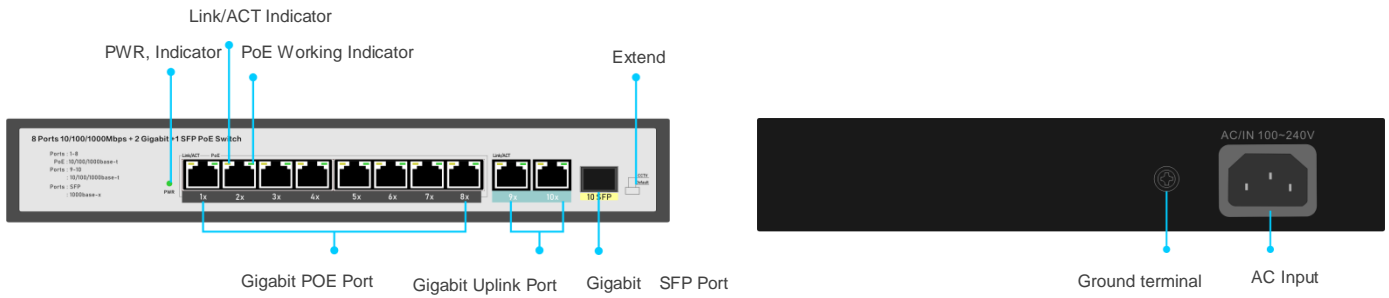
## Technical Datasheet

<b>Model</b>	<b>SP5200-8PGE2GE1GF</b>	
<b>Hardware Specifications</b>		
Network Connector	8 10/100/1000BASE-T RJ45 auto MDI/MDIX ports 2 10/100/1000BASE-T RJ45 auto MDI/MDIX ports 1 1000BASE-X SFP	
PoE Port	8 10/100/1000Mbps POE PSE port	
LED indicators	Power Indicator: PWR(green). Network Indicator: Link(green). PoE Working Indicator: PoE(green)	
Switch Architecture	Store and Forward	
Transmission model	IEEE802.3X full-duplex and Backpressure half-duplex	
Switch Performance	Backplane bandwidth	24Gbps
	Packet forwarding rate	17.86Mpps
	MAC address	8k
Power requirement	AC100-240V 50/60Hz	
ESD Protection	6KV ESD	
Dimension(WxDxH)	270mm x 180mm x 44.5mm(10.62in x 7.09in x 1.75in)	
Weight	2Kg	
<b>Power over Ethernet (PoE) Specifications</b>		
Network standard	IEEE802.3i 10 BASE-T IEEE802.3u 100 BASE-TX IEEE 802.3ab Gigabit 1000BASE-T IEEE802.3x Flow Control IEEE802.3af Power over Ethernet IEEE802.3at Power over Ethernet IEEE802.3az EEE	
PoE Standard	IEEE 802.3af Power over Ethernet/PSE IEEE 802.3at Power over Ethernet Plus/PSE	
PoE Supply Type	1/2(+), 3/6(-) End-span	
PoE Power Output	Per Port 52V DC, 300mA. max. 15.4 watts (IEEE 802.3af) Per Port 52V DC, 600mA. max. 30 watts (IEEE 802.3at)	
PoE Power budget	120W	
<b>Environment</b>		
Safety	FCC Part15 Class A,CE,RoHs	
Environment specification	Operating temperature: -20°C~55°C, operating humidity: 5%~95% Storage temperature: -20°C~75°C, storage humidity: 5%~95%	

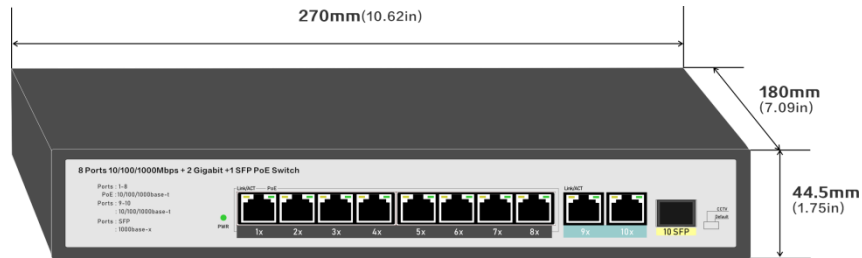
# SP5200-8PGE2GE1GF

8-Port PoE Switch with 2 1000M RJ45 and 1 Gigabit SFP Uplink

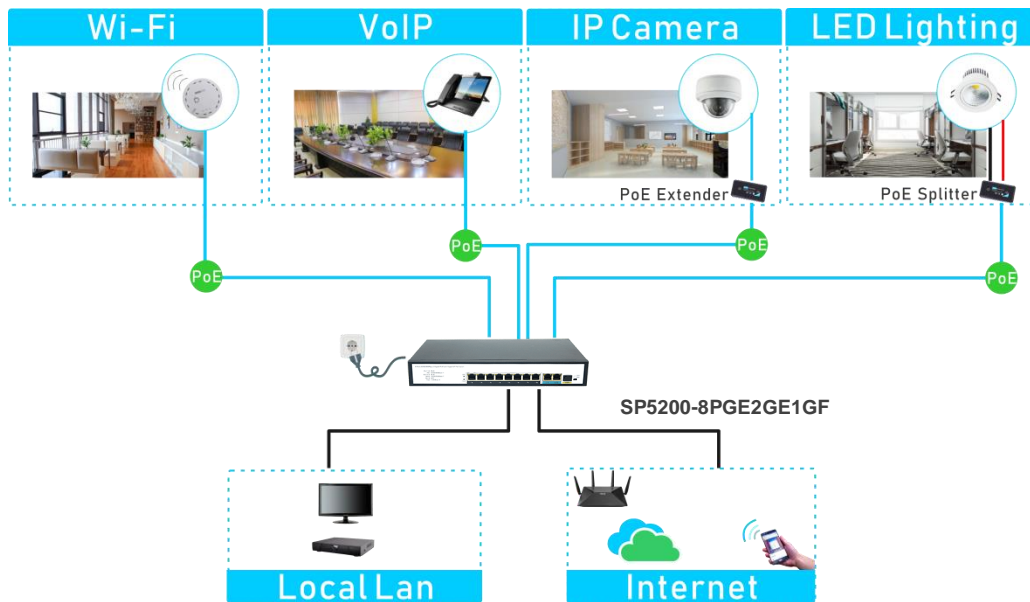
## Interfaces



## Structure Diagrams



## Applications



## Ordering Information

SP5200-8PGE2GE1GF

8 Ports 10/100/1000Mbps PoE switch with 2 1000M RJ45 and 1 Gigabit SFP Uplink, 6KV surge protection, IEEE802.3af/at