


## Single-phase a meter box (card type, up and down structure)



### The product model and main configuration

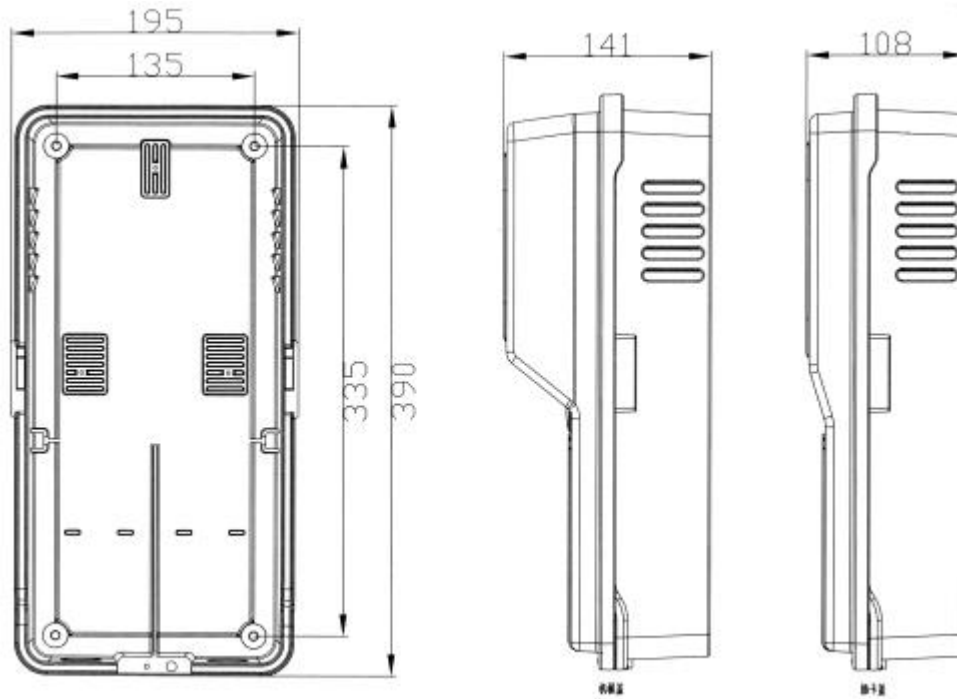
Model	Configuration	Name	Specifications	No.
HRBX-101	Table former configuration	Isolating switch	NH2-100/2P	1
	Table configuration	Circuit breaker	DZ47-60/2P	1
HRBX-102	Table former configuration	Isolating switch	NH2-100/2P	1
	Table configuration	Junction box	Two into Two out	1
HRBX-103	Table former configuration	Circuit breaker	DZ47-60/2P	1
	Table configuration	Leakage protector	DZ47LE-60/2P	1

#### Note:

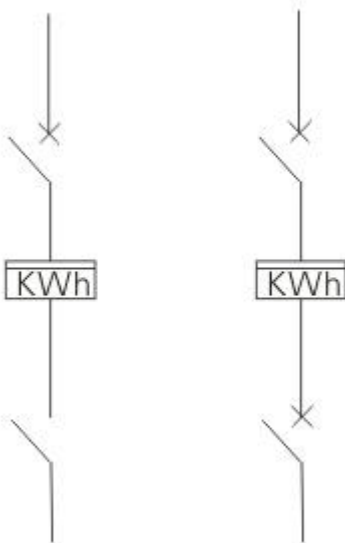
The total switch connections BV16mm<sup>2</sup> BV25mm<sup>2</sup>

Watt-hour meter connections BV6mm<sup>2</sup> BV10mm<sup>2</sup>

### Installation size chart



### The wiring diagram



### Notes to order

The plan for the company's parameters in the standard configuration, if the customer does not have clear requirements, the company will be standard equipment supply.

Beyond the requirements of the plan shall be separately, please explain.